

## ELIOT Wood Drive

Design: Giorgio Cattelan



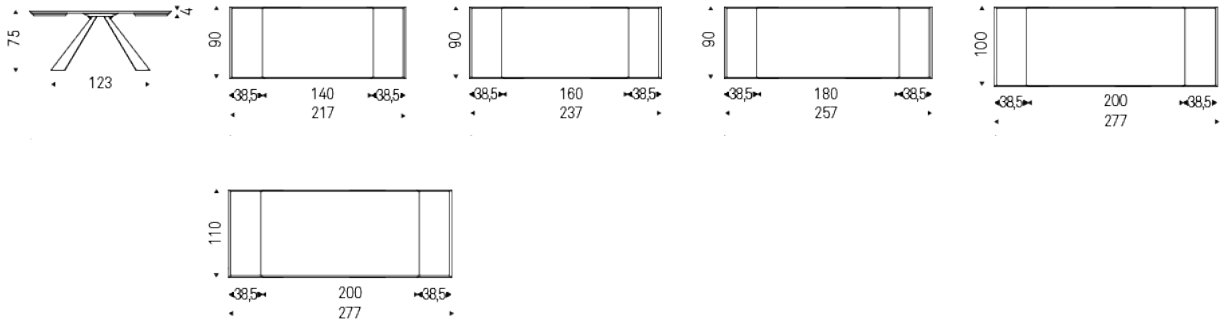
### Product description

Extendible table with base in titanium (GFM11), bronze (GFM18), graphite (GFM69) or black (GFM73) embossed lacquered steel. Top and extensions with angled edges in Canaletto walnut (NC) or burned oak (RB).

# ELIOT Wood Drive

Design: Giorgio Cattelan

## Dimension




# ELIOT Wood Drive

Design: Giorgio Cattelan

Finishes: base

*metal*



GFM11 titanium embossed


GFM18 bronze embossed

GFM69 graphite embossed

GFM73 black embossed

Finishes: top

*wood*



NC walnut canaletto

RB burned oak