

BIPLANE

Design: Paolo Cattelan



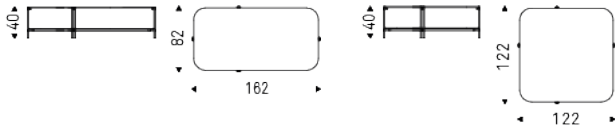
Product description

Coffee table with embossed titanium (GFM11) or black (GFM73) painted steel structure. Clear or fumé glass upper top and Marmi Makalu (KM11), Breccia (KM12) or Arenal (KM13) ceramic lower top. Brass details.

BIPLANE

Design: Paolo Cattelan

Dimension




BIPLANE


Design: Paolo Cattelan

Finishes: base

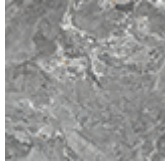
Marmi ceramic



KM11 Makalu




KM12 Breccia



KM13 Arenal

Finishes: top

glass




clear




fumé

Finishes: frame

metal



GFM11 titanium
embossed



GFM73 black
embossed